

POLARIS SURFACE

D112023

base number

1. To build a product code in our configurator select the specify button on the base model # product page
2. To build a manual product code on this datasheet choose from the options listed below in blue font and add the suffix to the base model #

GENERAL

Series: Polaris

Brand: Ole

Division: Design

Mounting Type: Surface

Mounting Location: Wall / Ceiling

Subcategory: Ambient

PHYSICAL

Shape: Abstract

Length (mm): 580

Length (in): 22 13/16

Width (mm): 580

Width (in): 22 13/16

Height (mm): 80

Height (in): 3 1/8

Light Distribution: Omnidirectional

Weight (kg): 2.7

Weight (lbs): 5.9

Diffuser: Elastic Fabric - Optical White

Fixture Finish: WHI

Fixture Material: Metal / Elastic Fabric

ELECTRICAL

Number of Lamps: 4

Lamp Type: LED Retrofit

Lamp Shape: A19

Bulb Included: Bulb Not Included

Max. Wattage Per Lamp (W): 15

Lamp Base: E26

Input Voltage (V): 120

Upon Request: 277Vac / GU24

LED

OPTICAL

RATINGS AND CERTIFICATIONS

Certified By: Certified for North American Standards

IP rating: IP20

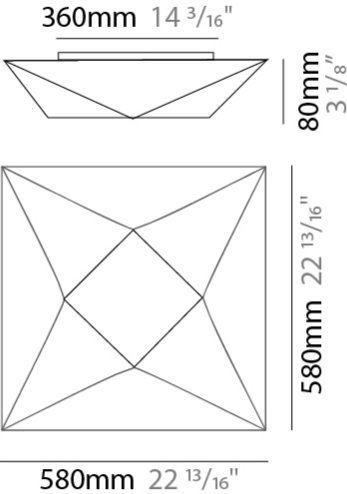

PROJECT

TYPE

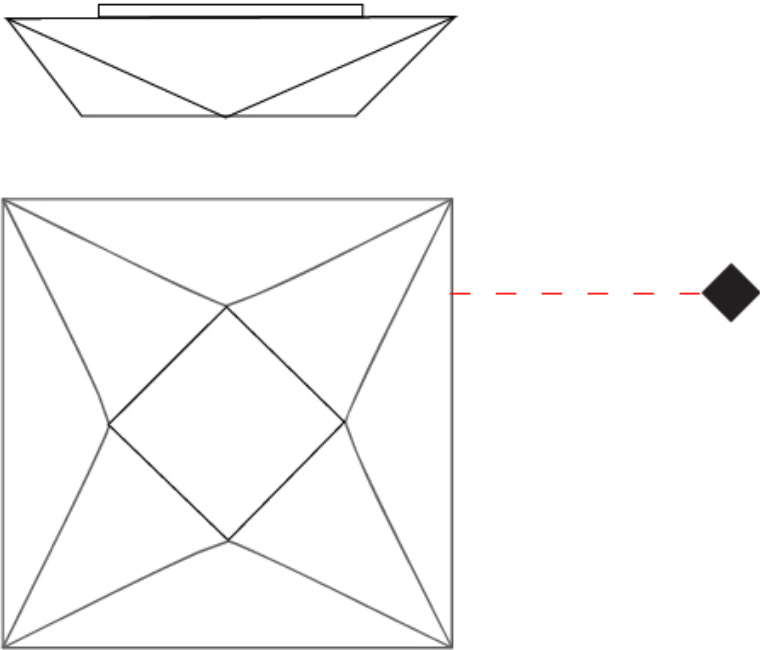
SPECIFIER

QUANTITY

DATE



| |
|-----------|
| PROJECT |
| TYPE |
| SPECIFIER |
| QUANTITY |
| DATE |



POLARIS SURFACE

D112024

base number

1. To build a product code in our configurator select the specify button on the base model # product page
2. To build a manual product code on this datasheet choose from the options listed below in blue font and add the suffix to the base model #

GENERAL

Series: Polaris

Brand: Ole

Division: Design

Mounting Type: Surface

Mounting Location: Wall / Ceiling

Subcategory: Ambient

PHYSICAL

Shape: Abstract

Length (mm): 800

Length (in): 31 1/2

Width (mm): 800

Width (in): 31 1/2

Height (mm): 100

Height (in): 3 15/16

Light Distribution: Omnidirectional

Weight (kg): 4

Weight (lbs): 8.8

Diffuser: Elastic Fabric - Optical White

Fixture Finish: WHI

Fixture Material: Metal / Elastic Fabric

ELECTRICAL

Number of Lamps: 4

Lamp Type: LED Retrofit

Lamp Shape: A19

Bulb Included: Bulb Not Included

Max. Wattage Per Lamp (W): 15

Lamp Base: E26

Input Voltage (V): 120

Upon Request: 277Vac / GU24

LED

OPTICAL

RATINGS AND CERTIFICATIONS

Certified By: Certified for North American Standards

IP rating: IP20

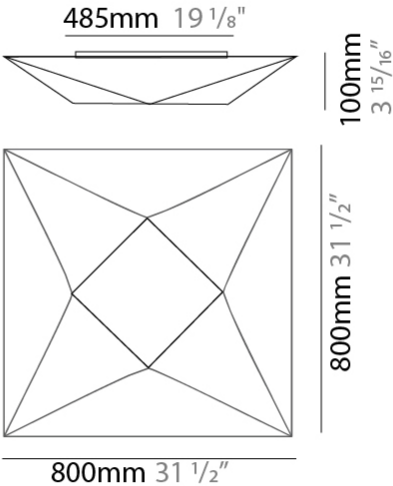

PROJECT

TYPE

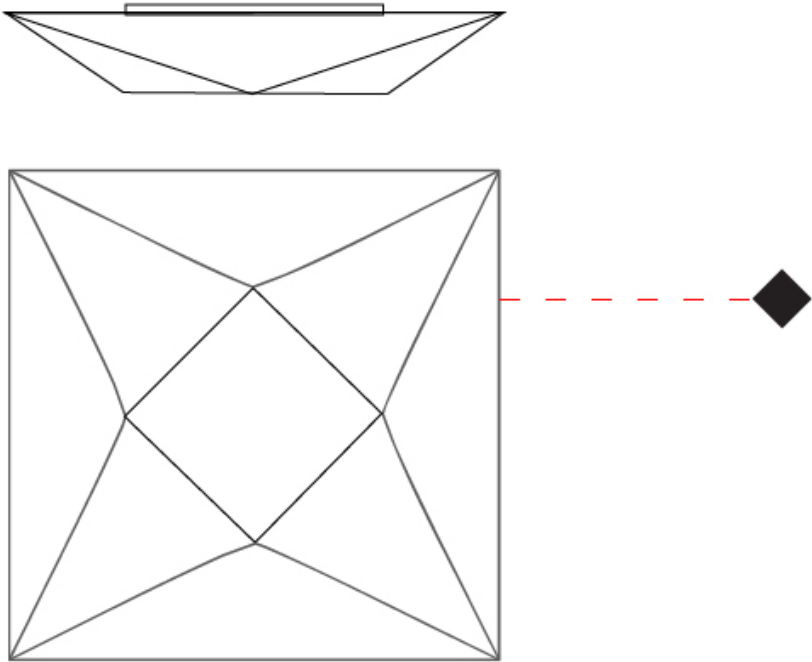
SPECIFIER

QUANTITY

DATE



| |
|-----------|
| PROJECT |
| TYPE |
| SPECIFIER |
| QUANTITY |
| DATE |



POLARIS SURFACE

D112025

base number

1. To build a product code in our configurator select the specify button on the base model # product page
2. To build a manual product code on this datasheet choose from the options listed below in blue font and add the suffix to the base model #

GENERAL

Series: Polaris

Brand: Ole

Division: Design

Mounting Type: Surface

Mounting Location: Wall / Ceiling

Subcategory: Ambient

PHYSICAL

Shape: Abstract

Length (mm): 1000

Length (in): 39 3/8

Width (mm): 1000

Width (in): 39 3/8

Height (mm): 140

Height (in): 5 1/2

Light Distribution: Omnidirectional

Weight (kg): 4.8

Weight (lbs): 10.6

Diffuser: Elastic Fabric - Optical White

Fixture Finish: WHI

Fixture Material: Metal / Elastic Fabric

ELECTRICAL

Number of Lamps: 5

Lamp Type: LED Retrofit

Lamp Shape: A19

Bulb Included: Bulb Not Included

Max. Wattage Per Lamp (W): 15

Lamp Base: E26

Input Voltage (V): 120

Upon Request: 277Vac / GU24

LED

OPTICAL

RATINGS AND CERTIFICATIONS

Certified By: Certified for North American Standards

IP rating: IP20

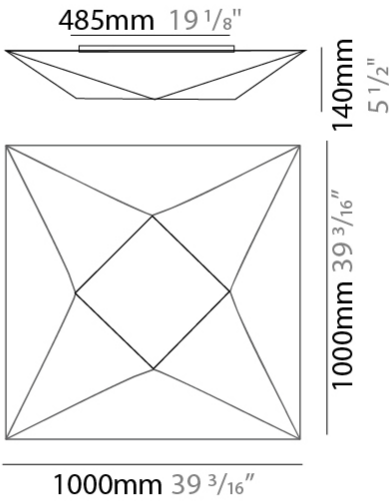

PROJECT

TYPE

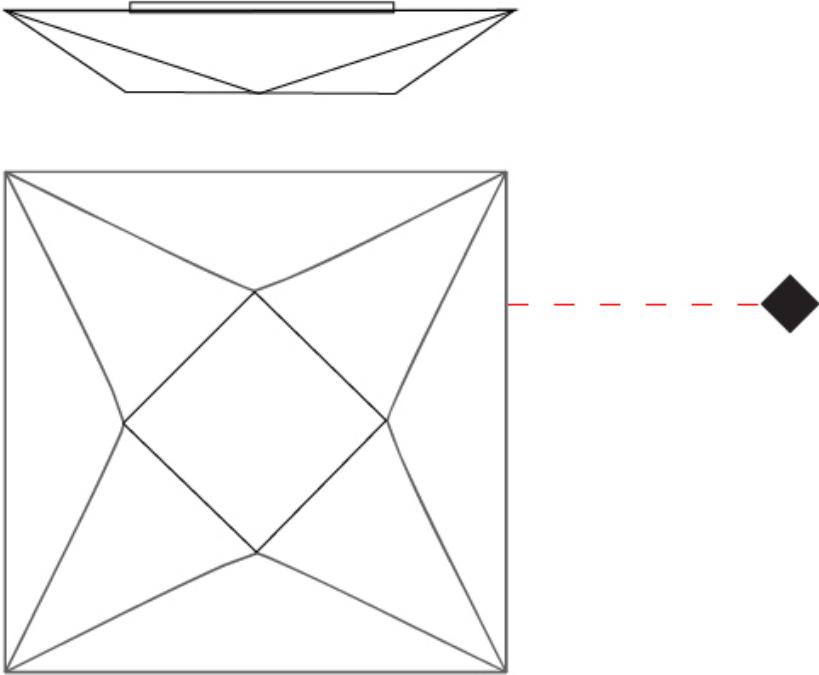
SPECIFIER

QUANTITY

DATE



| |
|-----------|
| PROJECT |
| TYPE |
| SPECIFIER |
| QUANTITY |
| DATE |



| |
|-----------|
| PROJECT |
| TYPE |
| SPECIFIER |
| QUANTITY |
| DATE |

Fixture Finish

White - WHI



Digital: Not all screens are calibrated the same, and therefore, colors will appear differently between screens.
Physical: When texture is involved, there will be variations in color, character and tone within a product series and between product families.



COLOR FINISH CHART

PROJECT

TYPE

NOTES

QUANTITY

DATE



Digital: Not all screens are calibrated the same, and therefore, colors will appear differently between screens.
Physical: When texture is involved, there will be variations in color, character and tone within a product series and between product families.

PROJECT

TYPE

NOTES

QUANTITY

DATE

COMPLETE COLOR FINISH CHART



Standard Colors with [S-]
Other fabric cord colors available upon request. Price increase and minimum quantities may apply
Digital: Not all screens are calibrated the same, and therefore, colors will appear differently between screens.
Physical: When texture is involved, there will be variations in color, character and tone within a product series and between product families.
Zaneen Group Inc. © 2024, T 1800-388-3382, F 416-247-9319, www.zaneen.com
Available for International specifications by adding 'INT' at the end of the existing Model #. For assistance on 'custom' specifications, contact zteam@zaneen.com.
In a constant effort to supply the best product, we reserve the right to change specifications or materials without notice. The most recent specification sheets are found at zaneen.com

COMPLETE COLOR FINISH CHART



PROJECT

TYPE

NOTES

QUANTITY

DATE

COMPLETE COLOR FINISH CHART

| | | | |
|---|--|--|--|
| <div>ORO</div> <div>Pant. 872C</div> <div>16</div> <div></div> | <div>GOLDEN</div> <div>Pant. 7403C</div> <div>7</div> <div></div> | <div>S - MUSTARD</div> <div>Pant. 1245C</div> <div>168</div> <div></div> | <div>CANARIO</div> <div>Pant. 106C</div> <div>9</div> <div></div> |
| <div>MIMOSA</div> <div>Pant. 108C</div> <div>15</div> <div></div> | <div>AMARILLO</div> <div>Pant. 109U</div> <div>1</div> <div></div> | <div>NECTAR</div> <div>Pant. 137C</div> <div>1871</div> <div></div> | <div>LAVA</div> <div>Pant. 151C</div> <div>1334</div> <div></div> |
| <div>NARANJA</div> <div>Pant. 164C</div> <div>87</div> <div></div> | <div>S - TERRACOTTA</div> <div>Pant. 153C</div> <div>205</div> <div></div> | <div>CALABAZA</div> <div>Pant. 158C</div> <div>84</div> <div></div> | <div>ARCILLA</div> <div>Pant. 1675C</div> <div>150</div> <div></div> |
| <div>ROJO</div> <div>Pant. 186C</div> <div>241</div> <div></div> | <div>FUEGO</div> <div>Pant. 185C</div> <div>245</div> <div></div> | <div>SATAN</div> <div>Pant. 207C</div> <div>19</div> <div></div> | <div>S- MAROON</div> <div>Pant. 1955C</div> <div>224</div> <div></div> |
| <div>CLARETE</div> <div>Pant. 209C</div> <div>240</div> <div></div> | <div>BURDEOS</div> <div>Pant. 188C</div> <div>163</div> <div></div> | <div>RUBINA</div> <div>Pant. 229C</div> <div>285</div> <div></div> | <div>FRESILLA</div> <div>Pant. 695C</div> <div>273</div> <div></div> |
| <div>PURPURA</div> <div>Pant. 215C</div> <div>276</div> <div></div> | <div>CICLAMOR</div> <div>Pant. 205C</div> <div>264</div> <div></div> | <div>FUCSIA</div> <div>Pant. 212C</div> <div>267</div> <div></div> | <div>PESCA</div> <div>Pant. 218C</div> <div>275</div> <div></div> |

Standard Colors with [S-]
Other fabric cord colors available upon request. Price increase and minimum quantities may apply
Digital: Not all screens are calibrated the same, and therefore, colors will appear differently between screens.
Physical: When texture is involved, there will be variations in color, character and tone within a product series and between product families.
Zaneen Group Inc. © 2024, T 1800-388-3382, F 416-247-9319, www.zaneen.com
Available for International specifications by adding 'INT' at the end of the existing Model #. For assistance on 'custom' specifications, contact zteam@zaneen.com.
In a constant effort to supply the best product, we reserve the right to change specifications or materials without notice. The most recent specification sheets are found at zaneen.com

PROJECT

TYPE

NOTES

QUANTITY

DATE

COMPLETE COLOR FINISH CHART



| |
|-----------|
| PROJECT |
| TYPE |
| SPECIFIER |
| QUANTITY |
| DATE |

LEGEND

| | | | | | |
|--|---|---|--|---|--|
|  | floor-mounted |  | pivotal |  | special LED (upon request) RGB, RGBW, tunable, gold+, meat+, art+, fashion+ |
|  | wall and ceiling: recessed and surface mounted |  | rotating |  | warm dim / natural dimming LED |
|  | ceiling-mounted and wall-mounted |  | illuminate tilted |  | rechargeable battery powered |
|  | wall-mounted |  | color of suspension cable |  | fixture with natural vivid LED (upon request) |
|  | omni-directional light distribution |  | length of suspension cable |  | color rendering index |
|  | direct light distribution |  | reflector degree selection |  | color temperature |
|  | direct/indirect light distribution |  | super spot |  | lumen (luminous flux) |
|  | indirect light distribution |  | lens |  | efficacy (lumens per watt) |
|  | asymmetric light distribution |  | lens pack |  | Unified Glare Rating (UGR) range from 5-40 |
|  | aura light distribution |  | shine ring |  | marine grade (AISI 316 stainless steel) |
|  | round wall or ceiling cut-out |  | integrated shine ring with diffuser |  | walk on |
|  | square wall or ceiling cut-out |  | free individual colors 01-29 |  | drive on |
|  | the supplied jig specifies the cutout dimensions |  | individual colors: 00 (free of charge), 01-25 (extra charge) |  | Dark Sky Compliance |
|  | minimum distance (meters) lamp - object |  | luminaire part to be colored (F1) |  | Americans with Disabilities Act (less than 4" off the wall located between 27"-84" from floor) |
|  | recessed depth |  | luminaire part to be colored (F2) |  | lamp protected against explosion |
|  | ceiling thickness in mm |  | luminaire part to be colored (F3) |  | blown glass using traditional methods by master glass blower |
|  | ceiling thickness selection |  | luminaire part to be colored (F4) |  | acoustic material |
|  | dimmable DP (phase), DV (0-10V), DD (dali), DS (step-dim) |  | luminaire part to be colored (F5) |  | protection class I, protection insulation |
|  | included or excluded LED driver/transformer/control gear |  | color of 3-circuit adaptor |  | protection class II, protection insulation |
|  | separately switchable |  | indirect diffuser |  | ETL Certified to UL and CSA Standards |
|  | sensor |  | direct diffuser |  | UL Certified to UL and CSA Standards |
|  | remote control |  | ball-proof (upon request) |  | CSA Certified to UL and CSA Standards |
|  | available upon request |  | accessory |  | Certified for North American Standards |

IP RATING

| | |
|---|--|
|  | protected against ingress of solid bodies greater than 12.5mm (finger) |
|  | protected against ingress of solid bodies greater than 2.5mm protected against sprays of water up to 60 degrees from the vertical (rain) |
|  | protected against ingress of solid bodies greater than 1mm (wire) no protection against the ingress of moisture |
|  | protected against ingress of solid bodies greater than 1mm (wire) protected against sprays of water up to 60 degrees from the vertical (rain) |
|  | protected against ingress of solid bodies greater than 1mm (wire) protected against water splashed from all directions |
|  | protected against limited ingress of dust (wet rooms/covered outdoor areas) protected against water splashed from all directions |
|  | protected against ingress of dust protected against jets of water |
|  | protected against ingress of dust protected against powerful jets of water or heavy seas |
|  | protected against ingress of dust protected against immersion of water between 15cm - 1m for 30 minutes |
|  | protected against ingress of dust protected against immersion of water under pressure for long periods |

IK RATING

| | |
|---|---|
|  | protected against 0.14 joules impact (equivalent to 0.25kg mass dropped from 56mm above the surface) |
|  | protected against 0.2 joules impact (equivalent to 0.25kg mass dropped from 80mm above the surface) |
|  | protected against 0.35 joules impact (equivalent to 0.25kg mass dropped from 140mm above the surface) |
|  | protected against 0.5 joules impact (equivalent to 0.25kg mass dropped from 200mm above the surface) |
|  | protected against 0.7 joules impact (equivalent to 0.25kg mass dropped from 280mm above the surface) |
|  | protected against 1 joules impact (equivalent to 0.25kg mass dropped from 400mm above the surface) |
|  | protected against 2 joules impact (equivalent to 0.5kg mass dropped from 400mm above the surface) |
|  | protected against 5 joules impact (equivalent to 1.7kg mass dropped from 300mm above the surface) |
|  | protected against 10 joules impact (equivalent to 5.0kg mass dropped from 200mm above the surface) |
|  | protected against 20 joules impact (equivalent to 5.0kg mass dropped from 400mm above the surface) |